

40

21

“

”

“

”

“

”

“

”

“

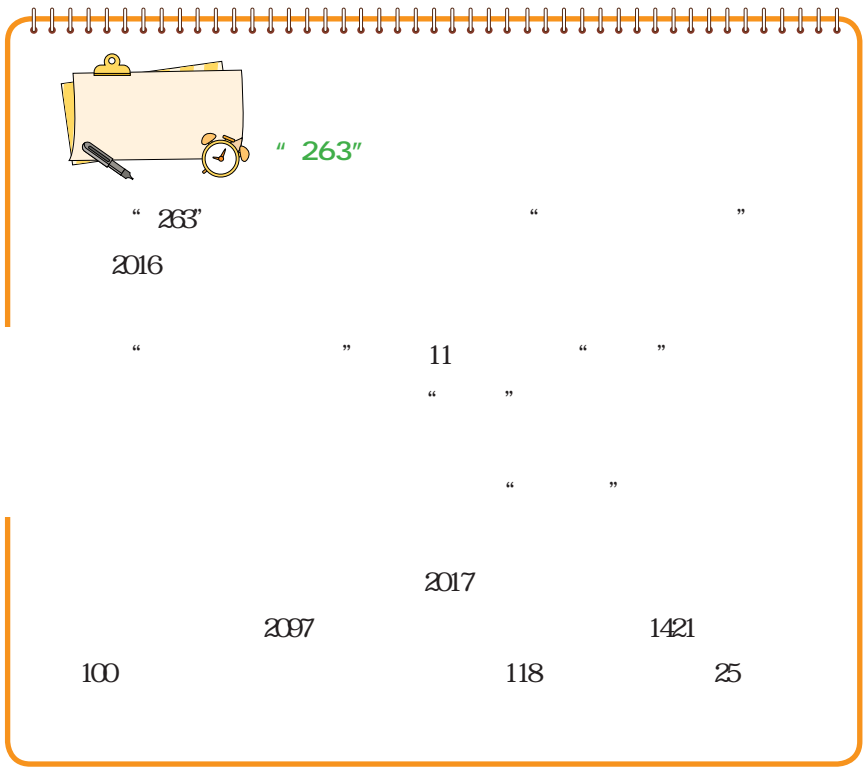
”

22.23%

“ 263”

“

”



“ ”

“ ”

22%

10.72

“ ” “

”

“ ”

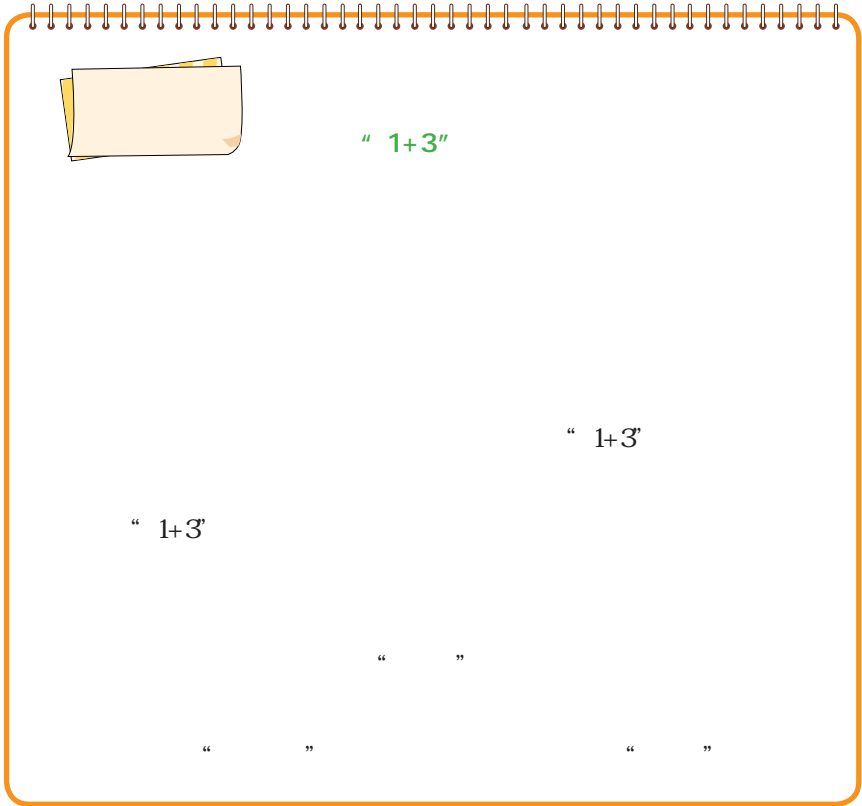
360

6

2 “ ”

“

”



2010

58

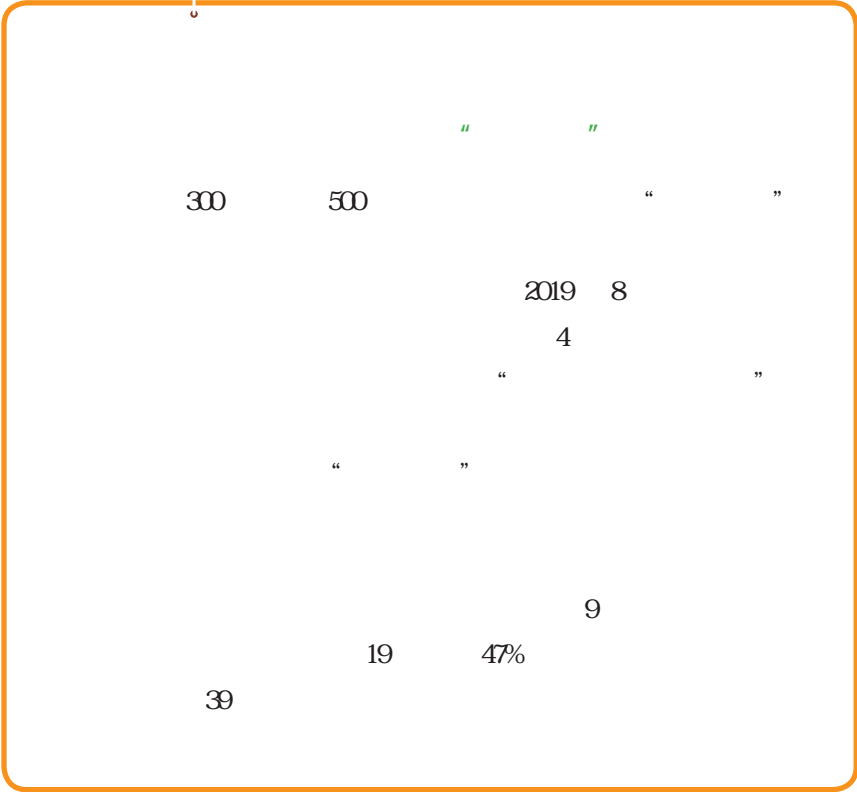
13

40%

94%

93





2019


1.2

97%

136

“ ” “ ” “ ” “ ” “ ” “ ” “ ” “ ” “ ”

“ ”



“ ”

2020

“ ”

13

2017

10000
1000
100
136

433
8

2018

“ ”

2018

2000

50%

2019

“ ”

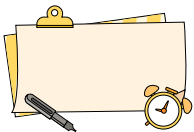
1

2020

1

1

2020



“ ” 1000
2017

2017 21 2000
138 321
60~ 70

2007

2008 5

2020

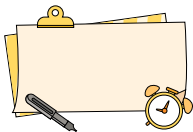

“ ”

10
3 1000 1000 3700
5336
24500 56 95.3%
100
500
2007 12
“ ”
2007
55.6 15

“ ”

2019 PM 2.5 43 / 2013
30% 71.3%

2013-2017
79.27 32.85
1214



2007

10

10



“ ”

“ ”

“ ”


“

+ ”

4



2017	1000
1421	5
676	129.5
5.4	PM2.5
182	48
5	



2019

TSP PM25 PM10

40

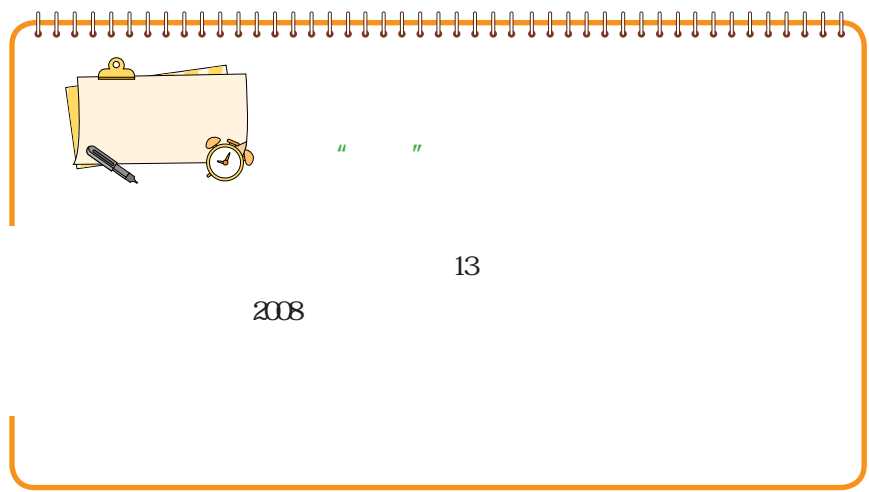
21.5%

30%

2013 8

257

431



“ ”

13

2008

82

692

283

50%

2011

“

”

3

154%

32.3%

45%

2009

3

“

”

“

”

“

”

“

”

2019 “ 3 21”

4022

33.4%

93.9%

“ ”

